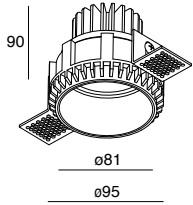
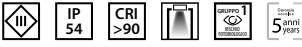


WELL

IL PRODOTTO RISPONDEnte AI REQUISITI PER EDIFICI PUBBLICI
D.M. 11 OTT 2017 (C.A.M. Edilizia)
THE PRODUCT COMPLIES WITH THE REQUIREMENTS FOR
PUBLIC BUILDINGS, MINISTERIAL DECREE OF 11th OCT 2017

Downlight LED per incasso da rasare, installabile su cartongesso di spessore 5-15 mm.
Corpo tondo in pressofusione di alluminio verniciato, corpo quadrato in acciaio verniciato.
Dissipatore e controtelaio in pressofusione di alluminio anodizzato.
Alimentatore elettronico 500mA da ordinare a parte.

Frameless LED downlight, to be installed on 5-15 mm thickness plasterboard.
Round body in painted die cast aluminium, square body in painted steel.
Dissipater and housing in die cast anodized aluminium.
Electronic driver 500mA to be ordered separately.



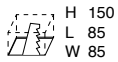
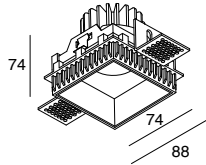
UGR <19

WELL TONDO

500mA
idoneo per controsoffitto di spessore da 5 a 15 mm.

False ceiling thickness 5-15 mm.

POWER	BEAM	FLUX	3000K	FLUX	4000K
10W	36°	791 lm	101901.01	846 lm	101902.01



WELL QUADRATO

500mA
idoneo per controsoffitto di spessore da 5 a 15 mm.

False ceiling thickness 5-15 mm.

POWER	BEAM	FLUX	3000K	FLUX	4000K
10W	36°	831 lm	101905.01	889 lm	101906.01