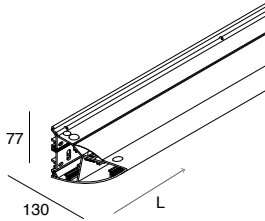


VELA PCB

Sistema lineare con LED integrati a luce indiretta per installazione a parete.
 Profilo e testate in lega di alluminio verniciata e schermo diffusore in policarbonato satinato.
 Alimentatore elettronico, schermo e kit di giunzione inclusi.
 Testate terminali da ordinare a parte.

Linear system with integrated LED for indirect light emission, for wall mounting.
 Profile and end caps made of painted aluminium alloy and diffuser made of frosted polycarbonate.
 Electronic driver, diffuser and junction kit included.
 End caps to be ordered separately.

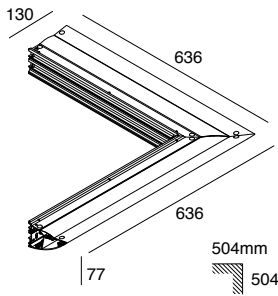


PROFILO LINEARE PCB LINEAR PROFILE PCB

L (mm)	POWER	FLUX	3000K <input type="checkbox"/>	FLUX	4000K <input type="checkbox"/>
560	21W	2813 lm	100401.01	2850 lm	100402.01
840	31W	4220 lm	100403.01	4275 lm	100404.01
1120	41W	5626 lm	100405.01	5700 lm	100406.01
1400	51W	7033 lm	100407.01	7125 lm	100408.01
1680	61W	8440 lm	100409.01	8550 lm	100410.01

DALI-PUSH

L (mm)	POWER	FLUX	3000K <input type="checkbox"/>	FLUX	4000K <input type="checkbox"/>
560	21W	2813 lm	100411.01	2850 lm	100412.01
840	31W	4220 lm	100413.01	4275 lm	100414.01
1120	41W	5626 lm	100415.01	5700 lm	100416.01
1400	51W	7033 lm	100417.01	7125 lm	100418.01
1680	61W	8440 lm	100419.01	8550 lm	100420.01

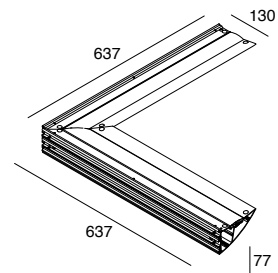


PROFILO ANGOLARE ESTERNO EXTERNAL CORNER PROFILE

L (mm)	POWER	FLUX	3000K <input type="checkbox"/>	FLUX	4000K <input type="checkbox"/>
636x636	41W	5626 lm	100427.01	5700 lm	100428.01

DALI-PUSH

L (mm)	POWER	FLUX	3000K <input type="checkbox"/>	FLUX	4000K <input type="checkbox"/>
636x636	41W	5626 lm	100431.01	5700 lm	100432.01



PROFILO ANGOLARE INTERNO INTERNAL CORNER PROFILE

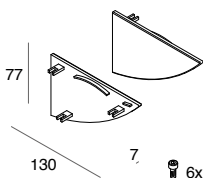
L (mm)	POWER	FLUX	3000K <input type="checkbox"/>	FLUX	4000K <input type="checkbox"/>
637x637	41W	5626 lm	100425.01	5700 lm	100426.01

DALI-PUSH

L (mm)	POWER	FLUX	3000K <input type="checkbox"/>	FLUX	4000K <input type="checkbox"/>
637x637	41W	5626 lm	100429.01	5700 lm	100430.01

VELA PCB


ACCESSORI ACCESSORIES



TESTATE TERMINALI (2 pz.)
 END CAPS (2 pcs)

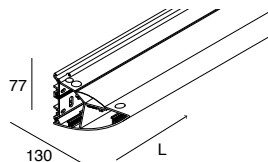
CODE
100422.01

VELA STRIP LED



Sistema lineare per strip LED a luce indiretta per installazione a parete.
 Profilo in lega di alluminio verniciata e schermo diffusore in policarbonato satinato, tagliabili in opera. Installabili fino a 2 strip LED affiancate.
 Schermo diffusore e kit di giunzione inclusi.
 Testate terminali, Strip LED e alimentatore elettronico 24Vdc da ordinare a parte.

Linear system with strip LED for indirect light emission, for wall mounting.
 Profile made of painted aluminium alloy and diffuser made of frosted polycarbonate, cuttable on site.
 Max 2 strip LED can be placed side by side. Diffuser and junction kit included.
 End caps, Strip LED and electronic driver 24Vdc to be ordered separately.

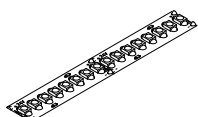


PROFILO LINEARE PER STRIP LED

LINEAR PROFILE FOR STRIP LED

CODE L (mm)

100421.01 2000



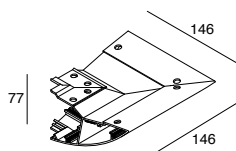
STRIP LED

Pag. 138

Installabili fino a 2 strip LED affiancate.
 Max 2 strip LED can be placed side by side.

VELA STRIP LED

ACCESSORI ACCESSORIES

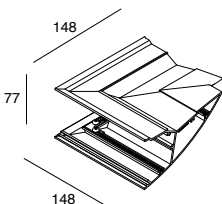


GIUNTO ANGOLARE ESTERNO

EXTERNAL JUNCTION KIT

CODE

100424.01

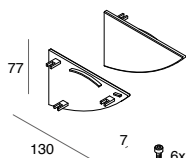


GIUNTO ANGOLARE INTERNO

INTERNAL JUNCTION KIT

CODE

100423.01

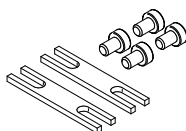


TESTATE TERMINALI (2 pz.)

END CAPS (2 pcs)

CODE

100422.01



KIT DI GIUNZIONE

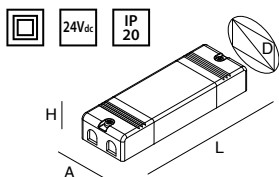
Da prevedere in caso di taglio in opera del profilo lineare e recupero della parte rimanente.

JUNCTION KIT

used when linear profile is cut to measure on site and the remaining part is reused.

CODE

100433.99



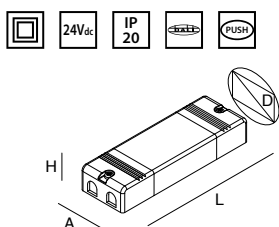
ALIMENTATORE STABILIZZATO 24Vdc
 220-240V 50/60Hz
 Alloggiabile all'interno del profilo.

ELECTRONIC STABILIZED
 DRIVER 24Vdc
 220-240V 50/60Hz
 Suitable inside the profile.

CODE POWER A (mm) D (mm) H (mm) L (mm)

101301.99 45W 30 34 16 251

101302.99 100W 30 35 18 320



ALIMENTATORE ELETTRONICO
 DIMMERABILE 4 CANALI STABILIZZATO
 24Vdc 220-240V 50/60Hz
 Gestione DALI/PUSH per Strip LED bianche
 e solo DALI per Strip LED RGB/RGBW
 Alloggiabile all'interno del profilo.

ELECTRONIC DIMMABLE 4 CHANNELS
 STABILIZED DRIVER 24Vdc
 220-240V 50/60Hz
 DALI/PUSH for white Strip LED and only
 DALI for RGB/RGBW Strip LED
 Suitable inside the profile.

CODE POWER A (mm) D (mm) H (mm) L (mm)

101305.99 80W 32 40 22 345