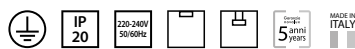



# TUBÒ




Apparecchio per installazione a plafone o sospensione per sorgente LED a tensione di rete PAR16 GU10. Corpo in lega di alluminio verniciata o cromata. Kit di sospensione da ordinare a parte, sorgente LED PAR16 GU10 non inclusa.


Fixture for ceiling surface or suspension mounting. Standard voltage for LED source PAR16 GU10. Body made of painted aluminium alloy or chrome plated. Power supply kit for suspension to be ordered separately, LED source PAR16 GU10 not included.




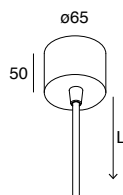
ø65

## ACCESSORI ACCESSORIES

H (mm)	POWER (max)	Connection	
300	8W	GU10	<b>I710K1050BK</b>
500	8W	GU10	<b>I711K1050BK</b>
800	8W	GU10	<b>I712K1050BK</b>

H (mm)	POWER (max)	Connection	
300	8W	GU10	<b>I710K1050NK</b>
500	8W	GU10	<b>I711K1050NK</b>
800	8W	GU10	<b>I712K1050NK</b>

H (mm)	POWER (max)	Connection	
300	8W	GU10	<b>I710K1050MK</b>
500	8W	GU10	<b>I711K1050MK</b>
800	8W	GU10	<b>I712K1050MK</b>






### KIT DI ALIMENTAZIONE

Cavo con guaina bianca (BK), nera (NK) o trasparente (MK).  
Rosone in acciaio verniciato bianco (BK), nero (NK) o cromato (MK).

### POWER SUPPLY KIT

Cable white (BK), black (NK) or transparent (MK).  
Canopy made of painted aluminium white (BK), black (NK) or chrome plated (MK).

CODE		L (mm)	Cavo / Cable (mm <sup>2</sup> )
<b>A710K0001BK</b>		1200	3x0,75
<b>A710K0001NK</b>		1200	3x0,75
<b>A710K0001MK</b>		1200	3x0,75