

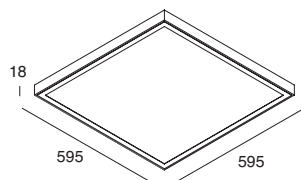


THE PANEL

IP65

Pannello LED con grado di protezione IP65 totale. Cornice in lega di alluminio verniciata a polvere di colore bianco, diffusore opale. Installabile ad incasso su controsoffitto a pannelli 600x600 mm con struttura a vista senza accessori, ad incasso su cartongesso liscio con kit profilo da rasare, e a plafone con Box (solo per interni). Alimentatore elettronico incluso, da collegare tramite opportuni connettori stagni.

Global protection index IP65 LED panel. Frame made of white powder coated aluminium alloy, opal diffuser. No accessories needed for installation on 600x600 mm visible-structure ceiling, kit for levelled recessed installation required for standard plasterboard, and Box for ceiling surface installation (only indoor). Included electronic driver, to be connected to the fixture by sealed connectors.



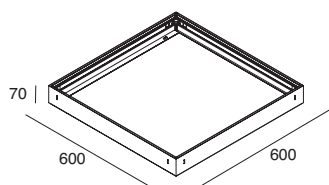
THE PANEL 2 - IP65 600x600

Altezza minima per installazione 60 mm.

Minimum height for installation 60 mm.

POWER	FLUX	3000K	FLUX	4000K
36W	3723 lm	<input type="checkbox"/>	4137 lm	<input type="checkbox"/>
		105501.01		105502.01

ACCESSORI ACCESSORIES

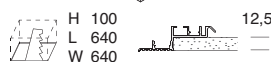



BOX PER INSTALLAZIONE A PLAFONE 600x600
Kit da assemblare, non installabile a parete.
Idoneo per l'alloggiamento del kit di emergenza (102025.99/102026.99).

KIT FOR CEILING MOUNTING 600x600
To be assembled, not suitable for wall surface mounting.
Suitable for emergency kit (102025.99/102026.99).

CODE

102033.01



KIT PER INSTALLAZIONE AD INCASSO A RASAMENTO
Profilo da rasare su cartongesso di spessore 12,5 mm.
Il pannello si installa in appoggio.

KIT FOR LEVELLED RECESSED INSTALLATION
Profile to be levelled on 12,5 mm thick plasterboard.

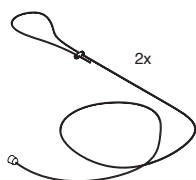
CODE L (mm)

102028.99 600x600



Prevedere una zona libera per il profilo di almeno 40 mm di distanza dal taglio.

Reserve a free space for the profile of at least 40 mm away from the cut.



KIT ANTICADUTA
Cavo in acciaio da fissare a soffitto o strutture tramite morsetto in ottone nichelato e aggancio a vite sul pannello.

ANTI FALL-OUT KIT
Steel cable to be fixed to the ceiling or structures using a nickel-plated brass clamp and screwed on the panel.

CODE L (mm)

105503.99 3000