






Q-450 / Q-700

Le applique di cartongesso della famiglia Cartoon Light sono un'elegante soluzione di installazione a luce diretta e indiretta. Nelle due versioni di lunghezza 450 mm e 700 mm, creano un effetto back light sulla parete per un'atmosfera discreta ed accogliente.

The plasterboard applique from the Cartoon Light family is an elegant solution for direct and indirect light installation. In both 450 mm and 700 mm length versions, these create a backlight effect on the wall for a discreet and welcoming atmosphere.

Q-450 / Q-700

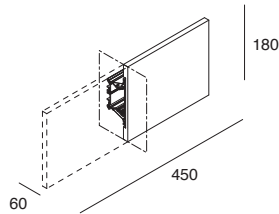


Appliche LED biemissione per installazione a parete.
 Corpo in cartongesso, testate ad attacco magnetico, in acciaio verniciato a polvere, incluse. Staffa di supporto in lega di alluminio e schermi diffusori in policarbonato satinato.
 Alimentatore elettronico incluso.

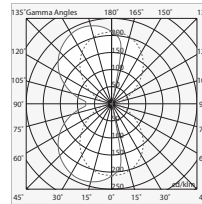
LED applique bi-emission for wall mounted installation.
 Body made of plasterboard, included end caps made of powder coated steel with magnetic fixing, brackets made of anodized aluminium alloy and polycarbonate opal diffuser.
 Integrated electronic driver.



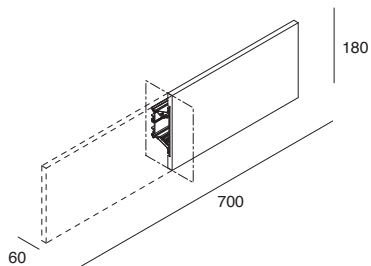
Q-450



POWER	FLUX	3000K	FLUX	4000K
2x6W	1120 lm	101865.99	1144 lm	101866.99



Q-700



POWER	FLUX	3000K	FLUX	4000K
2x12W	2241 lm	101867.99	2287 lm	101868.99

