


NOVATRACK

NOVATRACK è un binario elettrificato trifase per il montaggio di apparecchi e proiettori LED che, grazie alla gamma di accessori di cui è dotato, si presta a numerose configurazioni.

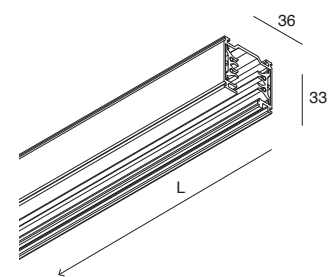
NOVATRACK is a three-phase electrified track for mounting LED luminaires and projectors which, thanks to its range of accessories, is suitable for many configurations.

NOVATRACK



5 poli compatibile Eurostandard, certificato secondo la norma EN 60570. Profilo in lega di alluminio anodizzata naturale o verniciata contenente due estrusi in PVC dove alloggianno i conduttori in rame. L1 / L2 / L3 / N / Terra 16A 230/440V. Per i carichi statici applicabili si vedano le schede tecniche di prodotto.

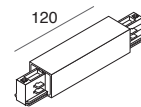
5 poles track, Eurostandard compatible and EN 60570 certified. Profile made of anodized aluminium alloy, natural finish or painted, that includes two PVC extrusions housing the copper conductors. L1 / L2 / L3 / N / PE 16A 230/440V. For applicable static loads refer to product data sheets.



BINARIO ELETTRIFICATO TRIFASE 5 POLI
ELECTRIFIED THREE PHASE 5 POLES TRACK

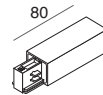
CODE			L (mm)
A001BI	NE	GR	1000
A002BI	NE	GR	2000
A003BI	NE	GR	3000

ACCESSORI ACCESSORIES



ALIMENTAZIONE CENTRALE E GIUNTO LINEARE
CENTRAL FEED JOINT

CODE		
A017BI	NE	GR



ALIMENTAZIONE DI TESTA
START LIVE END

CODE			VERSION
A015BI	NE	GR	destra / right
A016BI	NE	GR	sinistra / left



GIUNTO LINEARE
STRAIGHT JOINT

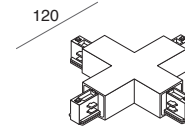
CODE	VERSION
A020NE	con contatti / electrical
A021NE	senza contatti / mechanical only



CHIUSURA TERMINALE
DEAD END

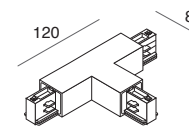
CODE		
A018BI	NE	GR

ACCESSORI ACCESSORIES



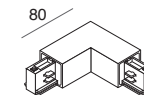
GIUNTO a X alimentabile
X-feed JOINT

CODE		
A026BI	NE	GR



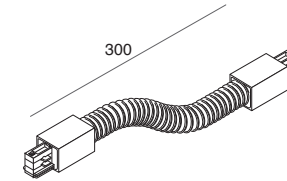
GIUNTO a T alimentabile
T-feed JOINT

CODE			VERSION
A024BI	NE	GR	destra / right
A025BI	NE	GR	sinistra / left



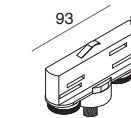
GIUNTO a L alimentabile
L-feed JOINT

CODE			VERSION
A022BI	NE	GR	interno / inside
A023BI	NE	GR	esterno / outside



GIUNTO FLESSIBILE ALIMENTABILE
FLEXIBLE FEED JOINT

CODE		
A027BI	NE	GR



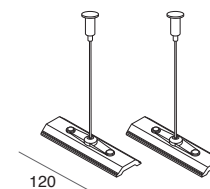
ADATTATORE MECCANICO/ELETTRICO NON CABLATO 6A (1 pz.)
carico meccanico 10 kg
MECHANICAL/ELECTRIC NOT WIRED ADAPTOR 6A (1 pc)
maximum load 10 kg

CODE		
A038BI	NE	GR



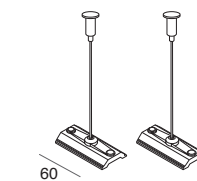
STAFFA DI FISSAGGIO A PLAFONE (1 pz.)
BRACKET FOR CEILING MOUNTING (1 pc)

CODE
A033



KIT DI SOSPENSIONE (2 pz.)
Regolabile, da utilizzare in corrispondenza della giunzione tra due binari.
SUSPENSION KIT (2 pcs)
to install in correspondence of a junction between two tracks.

CODE	L (mm)
A030	2000



KIT DI SOSPENSIONE (2 pz.)
SUSPENSION KIT (2 pcs)

CODE	L (mm)
A031	2000