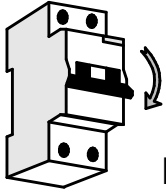
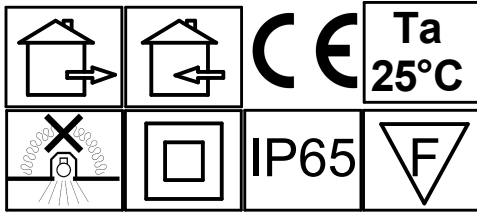
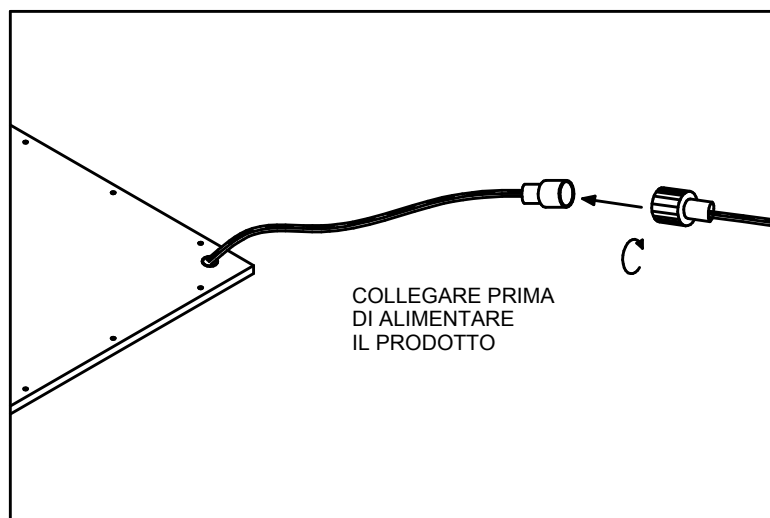



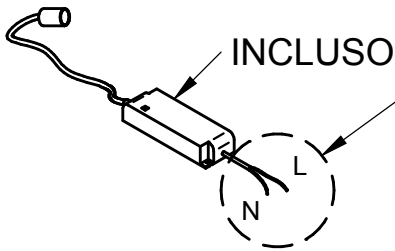


COD.	DESCRIZIONE
19301.01	THE PANEL: 600X600 38W 3000K C/AL IP65
19302.01	THE PANEL: 600X600 38W 4000K C/AL IP65



PREVEDERE CONNETTORE STAGNO



- IL GRADO DI PROTEZIONE IP65 NON PREVIENE GUASTI DOVUTI A RISTAGNI DI ACQUA SULL'APPARECCHIO.
- IL PRODOTTO NON PUO' ESSERE INSTALLATO A LUCE INDIRECTA
- NON TIRARE IL CAVO DI ALIMENTAZIONE DEL PANNELLO
- NON TAGLIARE I CAVI
- UTILIZZARE SISTEMI DI GIUNZIONE SUL PRIMARIO ALMENO IP65 (NON FORNITO)