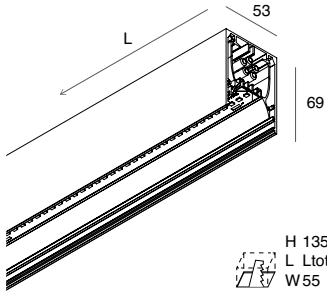


HERO NEW



Sistema LED lineare installabile singolo o in fila continua, a plafone, sospensione, incasso in controsoffitto, a parete o a binario.

Stand alone or continuous line LED system for ceiling, wall surface, suspended, recessed in plasterboard ceiling, or on track.



PROFILO LED LINEARE

Profilo in lega di alluminio verniciato. Alimentazione elettronica, cablaggio passante e giunti di unione inclusi. Schermo, testate terminali, accessori per la sospensione, l'incasso e l'installazione a parete da ordinare a parte.

LINEAR LED PROFILE

Painted alloy aluminium profile. Electronic power supply, through wiring and junction kit included. Screen, end caps, accessories for suspension, recessed and wall installation to be ordered separately.

Autonomia 1h / Ricarica 12h
Autonomy 1h / Charging 12h

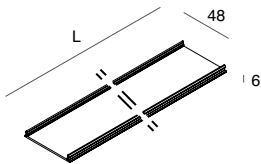
L (mm)	POWER	2700K	3000K	4000K					Euro / pz
1120	24W	108601 ...	108608 ...	108615 ...	01	02	20	21	
1400	30W	108602 ...	108609 ...	108616 ...	01	02	20	21	
1680	36W	108603 ...	108610 ...	108617 ...	01	02	20	21	
1960	42W	108604 ...	108611 ...	108618 ...	01	02	20	21	
2240	48W	108605 ...	108612 ...	108619 ...	01	02	20	21	
2520	54W	108606 ...	108613 ...	108620 ...	01	02	20	21	
2800	59W	108607 ...	108614 ...	108621 ...	01	02	20	21	

DALI-PUSH

L (mm)	POWER	2700K	3000K	4000K					Euro / pz
1120	24W	108640 ...	108647 ...	108654 ...	01	02	20	21	
1400	30W	108641 ...	108648 ...	108655 ...	01	02	20	21	
1680	36W	108642 ...	108649 ...	108656 ...	01	02	20	21	
1960	42W	108643 ...	108650 ...	108657 ...	01	02	20	21	
2240	48W	108644 ...	108651 ...	108658 ...	01	02	20	21	
2520	54W	108645 ...	108652 ...	108659 ...	01	02	20	21	
2800	59W	108646 ...	108653 ...	108660 ...	01	02	20	21	

EMERGENCY 1 h Flusso in emergenza / Emergency flux 10%

L (mm)	POWER	2700K	3000K	4000K					Euro / pz
1680	36W	108622 ...	108623 ...	108624 ...	01	02	20	21	



DIFFUSORE OPALE

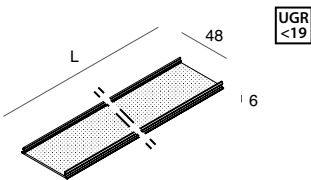
Schermo diffusore ad incasso in policarbonato opale.

OPAL DIFFUSER

Opal polycarbonate diffuser.

L (mm)	2700K	3000K	4000K	CODE	Euro / pz
1120	1909 lm	1942 lm	2147 lm	108901.99	
1400	2386 lm	2427 lm	2683 lm	108902.99	
1680	2863 lm	2913 lm	3220 lm	108903.99	
1960	3340 lm	3398 lm	3757 lm	108904.99	
2240	3818 lm	3884 lm	4294 lm	108905.99	
2520	4295 lm	4369 lm	4830 lm	108906.99	
2800	4772 lm	4855 lm	5367 lm	108907.99	
* 5700	-	-	-	108909.99	

* Schermo 5700mm consigliato per installazioni in fila continua
5700mm screen recommended for continuous line installations



DIFFUSORE UGR<19

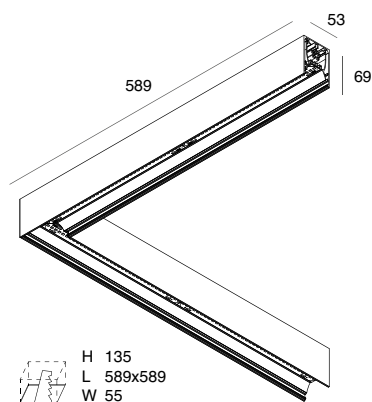
Schermo diffusore per il controllo dell'abbagliamento, ad incasso in policarbonato microprismatizzato.

UGR<19 DIFFUSER

Anti-glare diffuser made of microprismatized polycarbonate.

L (mm)	2700K	3000K	4000K	CODE	Euro / pz
1120	2086 lm	2131 lm	2355 lm	108910.99	
1400	2607 lm	2663 lm	2943 lm	108911.99	
1680	3129 lm	3196 lm	3532 lm	108912.99	
1960	3650 lm	3729 lm	4121 lm	108913.99	
2240	4172 lm	4262 lm	4710 lm	108914.99	
2520	4693 lm	4794 lm	5298 lm	108915.99	
2800	5215 lm	5327 lm	5887 lm	108916.99	
* 5700	-	-	-	108918.99	

* Schermo 5700mm consigliato per installazioni in fila continua
5700mm screen recommended for continuous line installations



PROFILO LED ANGOLARE 90°

Alimentazione elettronica, cablaggio passante e giunti di unione inclusi.

90° CORNER LED PROFILE

Electronic power supply, through wiring and junction kit included.

Sinistra/Left

L (mm)	POWER	2700K	3000K	4000K					Euro / pz
589x589	24W	108625 ...	108626 ...	108627 ...	01	02	20	21	

Destra/Right

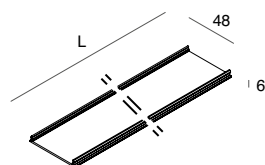
L (mm)	POWER	2700K	3000K	4000K					Euro / pz
589x589	24W	108628 ...	108629 ...	108630 ...	01	02	20	21	

DALI-PUSH Sinistra/Left

L (mm)	POWER	2700K	3000K	4000K					Euro / pz
589x589	24W	108661 ...	108662 ...	108663 ...	01	02	20	21	

DALI-PUSH Destra/Right

L (mm)	POWER	2700K	3000K	4000K					Euro / pz
589x589	24W	108664 ...	108665 ...	108666 ...	01	02	20	21	



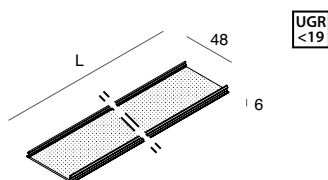
DIFFUSORE OPALE ANGOLARE 90°

Schermo diffusore ad incastro in policarbonato opale.

OPAL DIFFUSER 90° CORNER

Opal polycarbonate diffuser.

L (mm)	2700K	3000K	4000K	CODE	Euro / pz
589x589	1909 lm	1942 lm	2147 lm	108908.99	



DIFFUSORE UGR<19 ANGOLARE 90°

Schermo diffusore per il controllo dell'abbagliamento, ad incastro a filo in policarbonato microprismatizzato.

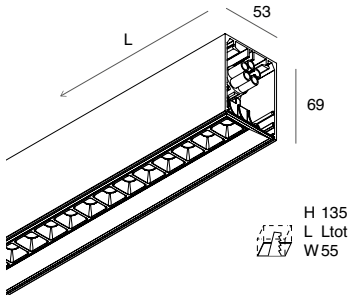
UGR<19 DIFFUSER 90° CORNER

Anti-glare flush diffuser made of microprismatized polycarbonate.

L (mm)	2700K	3000K	4000K	CODE	Euro / pz
589x589	2086 lm	2131 lm	2355 lm	108917.99	

HERO NEW

MICRO OTTICHE



L (mm)	POWER	FLUX	2700K	FLUX	3000K	FLUX	4000K					Euro / pz
868	22W	2134 lm	108631 ...	2183 lm	108633 ...	2412 lm	108635 ...	01	02	20	21	
1428	36W	3556 lm	108632 ...	3638 lm	108634 ...	4020 lm	108636 ...	01	02	20	21	

DALI-PUSH

L (mm)	POWER	FLUX	2700K	FLUX	3000K	FLUX	4000K					Euro / pz
868	22W	2134 lm	108667 ...	2183 lm	108669 ...	2412 lm	108671 ...	01	02	20	21	
1428	36W	3556 lm	108668 ...	3638 lm	108670 ...	4020 lm	108672 ...	01	02	20	21	

PROFILO LED LINEARE MICRO OTTICHE

Profilo in lega di alluminio verniciato completo di micro ottiche.

Alimentazione elettronica, cablaggio passante e giunti di unione inclusi.

Testate terminali, accessori per la sospensione, l'incasso e l'installazione a parete da ordinare a parte.

MICRO-OPTICS LINEAR LED PROFILE

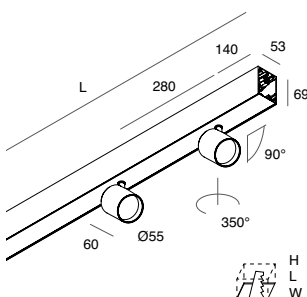
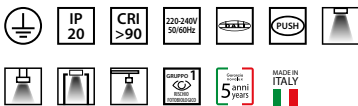
Painted alloy aluminium profile complete with micro-optics.

Electronic power supply, through wiring and junction kit included.

End caps, accessories for suspension, recessed and wall installation to be ordered separately.

HERO NEW

SPOT



L (mm)	POWER	BEAM	FLUX	2700K	FLUX	3000K	FLUX	4000K					Euro / pz
1120	2x13W	14°	2028 lm	108637 ...	2110 lm	108638 ...	2332 lm	108639 ...	01	02	20	21	
1120	2x13W	34°	2144 lm	108690 ...	2230 lm	108691 ...	2464 lm	108692 ...	01	02	20	21	

DALI-PUSH

L (mm)	POWER	BEAM	FLUX	2700K	FLUX	3000K	FLUX	4000K					Euro / pz
1120	2x13W	14°	2028 lm	108673 ...	2110 lm	108674 ...	2232 lm	108675 ...	01	02	20	21	
1120	2x13W	34°	2144 lm	108693 ...	2230 lm	108694 ...	2464 lm	108695 ...	01	02	20	21	

PROFILO LED LINEARE SPOT

Profilo in lega di alluminio verniciato completo di 2 faretti.

Alimentazione elettronica, cablaggio passante e giunti di unione inclusi.

Testate terminali, accessori per la sospensione e l'incasso da ordinare a parte.

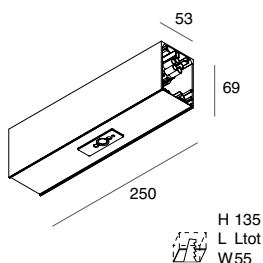
SPOT LINEAR LED PROFILE

Painted alloy aluminium profile complete with 2 spotlights.

Electronic power supply, through wiring and junction kit included.

End caps, accessories for suspension and recessed installation to be ordered separately.

HERO

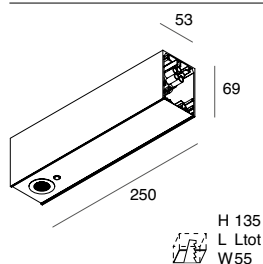
ACCESSORI
ACCESSORIESMODULO CON SENSORE DI PRESENZA
E LUMINOSITA'

Completo di sensore integrato nella cover, cablaggio passante e giunti di unione. Gestibili fino a 32 alimentatori, programmabile mediante Bluetooth con App dedicata per smartphone o tablet. Non alimentabile.

MODULE WITH PRESENCE DETECTOR
AND LIGHT SENSOR

Complete with sensor integrated in the cover, through wiring and junction kit. Up to 32 drivers controlled, programmable by Bluetooth with dedicated App for smartphone or tablet. Without plug-in.

CODE					L (mm)	Euro / pz
108682. __	01	02	20	21	250	

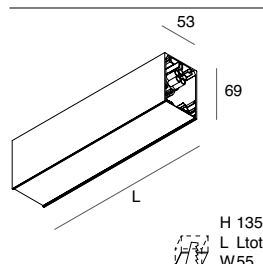
MODULO CON FARETTO INCASSATO 1W
CON FUNZIONE SOLO EMERGENZA (SE)

Completo di faretto integrato nella cover, kit inverter batteria, cablaggio passante e giunti di unione. Non alimentabile.

MODULE WITH 1W RECESSED SPOTLIGHT
FOR NOT MAINTAINED FUNCTION (N/M)

Complete with spotlight integrated in the cover, through wiring and junction kit. Without plug-in.

CODE					L (mm)	POWER	FLUX	Euro / pz
108683. __	01	02	20	21	250	1W	140lm	



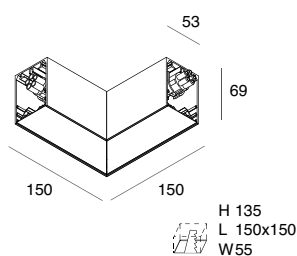
MODULO CIECO LINEARE

Completo di cablaggio passante, giunti di unione e cover inferiore. Modulo L 250mm non alimentabile, da utilizzare come compensativo in composizioni chiuse con modulo SE o con sensore integrato.

LINEAR BLIND MODULE

Complete with through wiring, junction kit and blind cover. Module L 250mm without plug-in, to be used to compensate for compositions with N/M or integrated sensor modules.

CODE					L (mm)	Euro / pz
108676. __	01	02	20	21	250	
108679. __	01	02	20	21	1120	
108680. __	01	02	20	21	1400	
108681. __	01	02	20	21	1680	



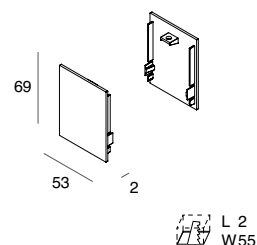
MODULO CIECO a L

Completo di cablaggio passante, giunti di unione e cover inferiore. Non alimentabile.

L BLIND MODULE

Complete with through wiring, junction kit and blind cover. Without plug-in.

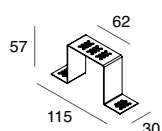
CODE					VERSION	L (mm)	Euro / pz
108677. __	01	02	20	21	sinistra/left	150x150	
108678. __	01	02	20	21	destra/right	150x150	



TESTATE TERMINALI (2 pz.)

END CAPS (2 pcs)

CODE					Euro / pz
108684. __	01	02	20	21	



KIT INCASSO FRAMELESS (1 pz)

Per cartongesso H 12mm.
2 pz per profili lineari fino a L 2240mm,
3 pz per profili L 2520mm, 2800mm e profilo LED angolare 90°.

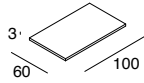
KIT FRAMELESS RECESSED (1 pc)

For H 12mm plasterboard.
2 pcs for linear profiles up to L 2240mm,
3 pcs for profiles L 2520mm, 2800mm and for 90° corner LED profile.

CODE	Euro / pz
108688.99	

HERO

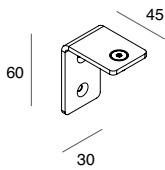
ACCESSORI ACCESSORIES



SPESSORE (2 pz)
Per cartongesso H 10mm. Inserire 2 pz in corrispondenza di ciascuna staffa da incasso.

PLASTIC SPACER (2 pcs)
For H 10mm plasterboard. Put 2 pcs for each bracket for recessed installation.

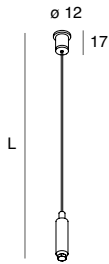
CODE Euro / pz
108689.99



STAFFA PARETE (1 pz)
2 pz per profili lineari fino a L 2240mm,
3 pz per profili L 2520 mm e L 2800mm.

WALL BRACKET (1 pc)
2 pcs for linear profiles up to L 2240mm,
3 pcs for linear profiles L 2520mm
and L 2800mm.

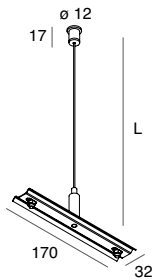
CODE Euro / pz
108687. __ 01 02 20 21



CAVO DI SOSPENSIONE (1 pz)
1 pz a inizio e fine linea continua e 2 pz per installazione singola. 1 pz aggiuntivo per fissaggio centrale dei profili L 2520 mm, L 2800 mm e profilo LED angolare 90°. 1 pz per i moduli ciechi a L. In acciaio, regolabile.
Non necessario per modulo cieco a L e lineare L.250mm.

SUSPENSION CABLE (1 pc)
1 pc for both ends of a continuous line and 2 pcs for stand alone installation. 1 pc more in the middle for profiles L 2520mm, L 2800mm and 90° corner LED profile. 1 pc for L blind modules. Not required for L blind module and linear L.250mm.

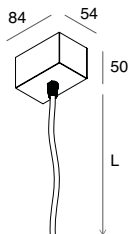
CODE Euro / pz
108685.99 L (mm) 3000



CAVO DI SOSPENSIONE (1 pz)
Per unione profili in acciaio, regolabile.

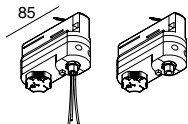
SUSPENSION CABLE (1 pc)
made of steel, adjustable.

CODE Euro / pz
108686.99 L (mm) 3000



KIT DI ALIMENTAZIONE
POWER SUPPLY KIT

CODE					L (mm)	Cavo / Cable (mm ²)	Euro / pz
108919. __	01	02	20	21	1200	3x1,5	
108920. __	01	02	20	21	3000	3x1,5	
108921. __	01	02	20	21	1200	5x1,5	
108922. __	01	02	20	21	3000	5x1,5	



COPIA DI ADATTATORI PER BINARIO ALL-TRACK
COUPLE OF ADAPTORS FOR ALL-TRACK

CODE			VERSION	Euro / pz
106722. __	01	02	3P	
106723. __	01	02	3P + DALI	

