

DRIVE PRO



Apparecchio a LED IP67, carrabile fino a 2000 kg alla velocità di transito massima di 30 km/h e grado di protezione agli impatti meccanici esterni IK=10 (installato opportunamente con idonea cassaforma obbligatoria). Idoneo anche per installazione a parete in muratura.

Emissione radente.

Corpo in lega di alluminio anodizzata, calotta superiore in pressofusione di alluminio trattato con cataforesi antiossidante e verniciato a polvere, viteria in acciaio inox; modulo LED interamente impregnato in resina ottica trasparente; cassaforma in lega di alluminio anodizzata naturale, completa di tubo in polietilene da ordinare a parte (accessorio obbligatorio).

Fornito di pressacavo in nylon e di cavi di alimentazione H05RN-F 2x1 mm² di L 500 mm. Alimentazione separata, con alimentatore elettronico stabilizzato 24Vdc 220-240V 50/60Hz.

LED IP67 fixture, drive-over MAX 2000 kg at max speed 30 km/h and protection against mechanical impact IK=10 (to be installed properly with the appropriate compulsory housing box).

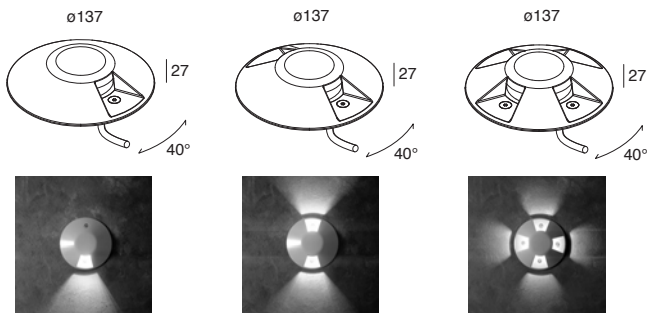
Suitable also for recessed installation in concrete wall.

Emission: grazing light.

Body made of anodized aluminium alloy, upper cap made of diecast aluminium, finished by antioxidant cathaphoresis and powder coated, screws made of stainless steel; LED module entirely resin soaked, transparent optical; casing made of anodized aluminium alloy, natural finish, polyethylene pipe included to be ordered separately (compulsory accessory).

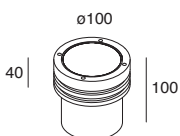
Complete with card grip made of nylon and with H05RN-F 2x1 mm² L 500 mm power supply cables.

Separated, electronic stabilized driver 24Vdc 220- 240V 50/60Hz.



BEAM	POWER	3000K	4000K
1	1x2W	15707.03 .06	15708.03 .06
2	2x2W	15709.03 .06	15710.03 .06
4	4x2W	15711.03 .06	15712.03 .06

ACCESSORI ACCESSORIES

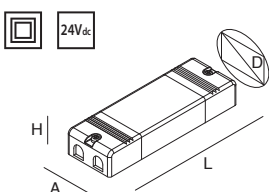


CASSAFORMA IN ALLUMINIO completa di tubo in polietilene, accessorio obbligatorio per l'installazione.

HOUSING BOX made of anodized aluminium alloy with polyethylene pipe included, compulsory accessory.

CODE

15713.99



ALIMENTATORE ELETTRONICO stabilizzato 24Vdc 220-240V 50/60Hz

ELECTRONIC STABILIZED DRIVER 24Vdc 220-240V 50/60Hz

CODE

101301.99

101302.99

E182K0060KK

E182K0100KK

IP	POWER	A (mm)	D (mm)	H (mm)	L (mm)
20	45W	30	34	16	251
20	100W	30	35	18	320
67	60W	43	54	32	163
67	100W	52	64	37	190

