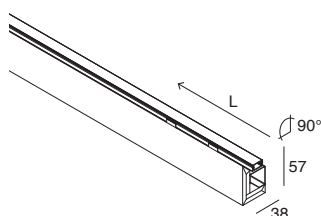


B-1 / B-2 / B-3 / B4

Profilo per Strip LED tagliabile in opera per installazione a parete.
Corpo e testate terminali in cartongesso, profilo dissipante in lega di alluminio anodizzata naturale.
Staffe per installazione a parete in lamiera di acciaio zincata e verniciata, schermo di protezione in PMMA opale.
Strip LED, testate terminali ed alimentatore elettronico 24Vdc da ordinare a parte.

Profile for Strip LED for wall surface mounting.
Body and end caps made of plasterboard, dissipating profile in anodized aluminium alloy natural finish.
Brackets in galvanized painted steel, PMMA opal screen.
Strip LED, end caps and electronic driver 24 Vdc to be ordered separately.



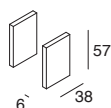
B-1

Tagliabile in max 3 profili di lunghezza minima 250 mm
Incluse 3 staffe per il montaggio.
Alimentatore remoto.

Cutttable in max 3 profiles up to a minimum length of 250 mm
3 brackets included.
Remote driver.

CODE L (mm)

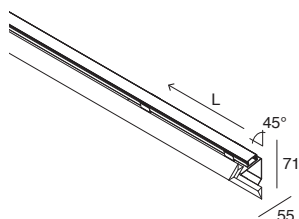
11119.99	2000
-----------------	------



TESTATE DI CHIUSURA (2 pz.)
END CAPS (2 pcs)

CODE

11122.99	
-----------------	--



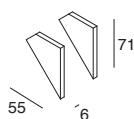
B-2

Tagliabile in max 3 profili di lunghezza minima 250 mm
Incluse 3 staffe per il montaggio.
Alimentatore remoto.

Cutttable in max 3 profiles up to a minimum length of 250 mm
3 brackets included.
Remote driver.

CODE L (mm)

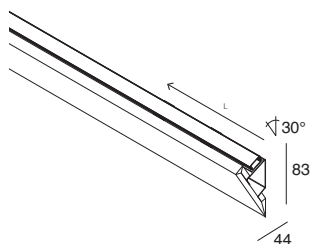
11120.99	2000
-----------------	------



TESTATE DI CHIUSURA (2 pz.)
END CAPS (2 pcs)

CODE

11123.99	
-----------------	--



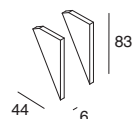
B-3

Tagliabile in max 3 profili di lunghezza minima 250 mm
Incluse 3 staffe per il montaggio.
Alimentatore remoto.

Cutttable in max 3 profiles up to a minimum length of 250 mm
3 brackets included.
Remote driver.

CODE L (mm)

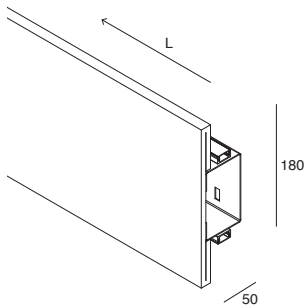
11121.99	2000
-----------------	------



TESTATE DI CHIUSURA (2 pz.)
END CAPS (2 pcs)

CODE

11124.99	
-----------------	--

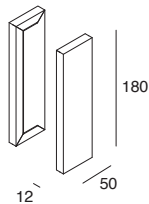
B-1 / B-2 / B-3 / B4**B-4**

Tagliabile in max 4 profili di lunghezza minima 300 mm
Incluse 4 staffe per il montaggio
Alimentatore alloggiabile nel profilo
(vedi accessori).

Cuttable in max 4 profiles up to a minimum length of 300 mm
4 brackets included
Driver suitable inside the profile
(see accessories).

CODE L (mm)

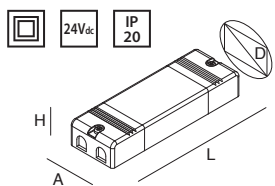
101869.99	2000
------------------	------



TESTATE DI CHIUSURA (2 pz.)
END CAPS (2 pcs)

CODE

101870.99	
------------------	--

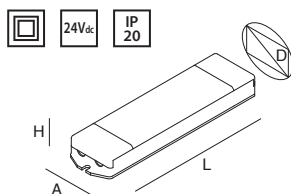
B-1 / B-2 / B-3 / B4**ACCESSORI
ACCESSORIES**

ALIMENTATORI 24Vdc
INSERIBILI NEL PROFILO
Vedi sezione Gestione Luce

DRIVERS 24Vdc
THAT FIT IN THE PROFILE
See section Light Management

CODE POWER VERSION

101301.99	45W	ON-OFF
101302.99	100W	ON-OFF
101305.99	80W	DALI/PUSH (White) - DALI (RGB/RGBW)
101306.99	80W	DALI (TW)
101318.99	80W	DALI/PUSH (White) - DALI (RGB/RGBW/TW)

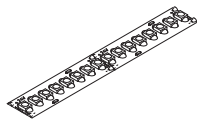


INTERFACCE DI DIMMERAZIONE 24Vdc
INSERIBILI NEL PROFILO
Vedi sezione Gestione Luce

INTERFACES FOR DIMMING 24Vdc
THAT FIT IN THE PROFILE
See section Light Management

CODE POWER VERSION

18001.99	max 12Ax1CH	DALI/PUSH/0-10V/1-10V
105914.99	max 12Ax1CH	DALI/PUSH/0-10V/1-10V
105908.99	max 20Ax1CH	DALI/PUSH/0-10V/1-10V/LC

**STRIP LED**

Pag. 174