

ALL-TRACK

Binario elettrificato trifase 7 poli con due conduttori dedicati D+, D- per la gestione della dimmerazione.

Profilo in lega di alluminio verniciata contenente i conduttori in rame.

Compatibile con Lucky Evo e proiettori Dali e Gala (on-off e DALI).

L1/L2/L3/N/Terra (16A 230V) e D+/D-(segnale DALI, 0-10V, 1-10V).

Non utilizzabile comando di dimmerazione a pulsante a 230V.

La funzione PUSH è ammessa solo con interposizione di interfaccia pulsante con uscita DALI (cod. 18908.99 oppure 18906.99).

Three-phase electrified track with 7 poles with two dedicated conductors D+, D- for dimming management.

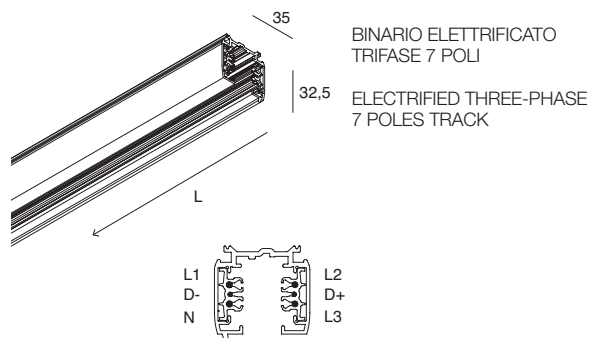
Painted aluminium alloy profile containing copper conductors.

Compatible with Lucky Evo and Dali and Gala projectors (on-off and DALI).

L1/L2/L3/N/PE (16A 230V) and D+/D-(DALI signal, 0-10V, 1-10V).

230V push-button dimming control not available. The PUSH function is

only allowed with button interface interposition with DALI output. (cod. 18908.99 or 18906.99).



BINARIO ELETTRIFICATO
TRIFASE 7 POLI

ELECTRIFIED THREE-PHASE
7 POLES TRACK

CODE L (mm)

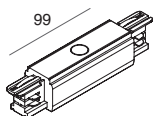
106701.01 .02 1000

106702.01 .02 2000

106703.01 .02 3000

ALL-TRACK

ACCESSORI ACCESSORIES

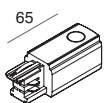


ALIMENTAZIONE CENTRALE
E GIUNTO LINEARE

CENTRAL FEED JOINT

CODE

106704.01 .02



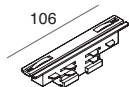
ALIMENTAZIONE DI TESTA

START LIVE END

CODE VERSION

106705.01 .02 destra / right

106706.01 .02 sinistra / left



GIUNTO LINEARE ELETTRIFICATO

ELECTRIFIED STRAIGHT JOINT

CODE

106707.02



CHIUSURA TERMINALE

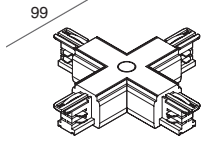
DEAD END

CODE

106708.01 .02

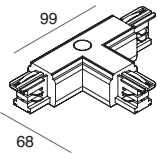
ALL-TRACK

ACCESSORI ACCESSORIES



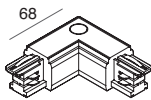
GIUNTO a X
alimentabile
X-feed JOINT

CODE	<input type="checkbox"/>	<input checked="" type="checkbox"/>
106709.01	.02	



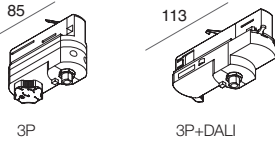
GIUNTO a T
alimentabile
T-feed JOINT

CODE	<input type="checkbox"/>	<input checked="" type="checkbox"/>	VERSION
106710.01	.02		interno sinistro / inside left
106711.01	.02		interno destro / inside right
106712.01	.02		esterno sinistro / outside left
106713.01	.02		esterno destro / outside right



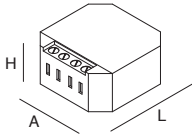
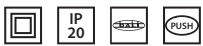
GIUNTO a L
alimentabile
L-feed JOINT

CODE	<input type="checkbox"/>	<input checked="" type="checkbox"/>	VERSION
106714.01	.02		interno / inside
106715.01	.02		esterno / outside



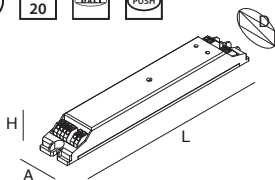
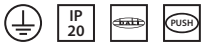
ADATTATORE MECCANICO/ELETTRICO
NON CABLATO 6A (1 pz.)
carico massimo 10 kg
MECHANICAL/ELECTRIC
NOT WIRED ADAPTOR 6A (1 pc)
maximum load 10 kg

CODE	<input type="checkbox"/>	<input checked="" type="checkbox"/>	VERSION
106718.01	.02		3P
106719.01	.02		3P+DALI



PULSANTE DIGITALE DALI PCU
Vedere sezione Gestione Luce
per ulteriori specifiche.
DIGITAL DALI PCU BUTTON
See Light Management section
for further specifications.

CODE	A (mm)	H (mm)	L (mm)
18908.99	48	22	48



DALI REPEATER
Amplificatore per sistema DALI.
Vedere sezione Gestione Luce
per ulteriori specifiche.

CODE	A (mm)	D (mm)	H (mm)	L (mm)
18906.99	30	37	21	189

DALI REPEATER
Amplifier for DALI system.
See Light Management section
for further specifications.