

# ALL-TRACK

Binario elettrificato trifase 7 poli con due conduttori dedicati D+, D- per la gestione della dimmerazione.

Profilo in lega di alluminio verniciata contenente i conduttori in rame.

Compatibile con Lucky Evo e proiettori Dali e Gala (on-off e DALI).

L1/L2/L3/N/Terra (16A 230V) e D+/D-(segnale DALI, 0-10V, 1-10V).

Non utilizzabile comando di dimmerazione a pulsante a 230V.

La funzione PUSH è ammessa solo con interposizione di interfaccia pulsante con uscita DALI (cod. 18908.99 oppure 18906.99).

Three-phase electrified track with 7 poles with two dedicated conductors D+, D- for dimming management.

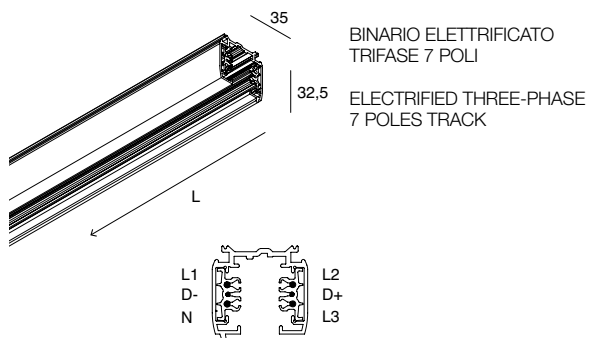
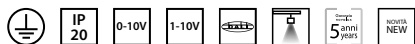
Painted aluminium alloy profile containing copper conductors.

Compatible with Lucky Evo and Dali and Gala projectors (on-off and DALI).

L1/L2/L3/N/PE (16A 230V) and D+/D-(DALI signal, 0-10V, 1-10V).

230V push-button dimming control not available. The PUSH function is

only allowed with button interface interposition with DALI output. (cod. 18908.99 or 18906.99).

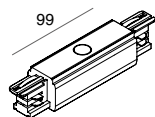


BINARIO ELETTRIFICATO  
TRIFASE 7 POLI

ELECTRIFIED THREE-PHASE  
7 POLES TRACK

CODE	<input type="checkbox"/>	<input checked="" type="checkbox"/>	L (mm)
<b>106701.01</b>		<b>.02</b>	1000
<b>106702.01</b>		<b>.02</b>	2000
<b>106703.01</b>		<b>.02</b>	3000

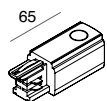
## ACCESSORI ACCESSORIES



ALIMENTAZIONE CENTRALE  
E GIUNTO LINEARE

CENTRAL FEED JOINT

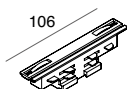
CODE	<input type="checkbox"/>	<input checked="" type="checkbox"/>
<b>106704.01</b>		<b>.02</b>



ALIMENTAZIONE DI TESTA

START LIVE END

CODE	<input type="checkbox"/>	<input checked="" type="checkbox"/>	VERSION
<b>106705.01</b>		<b>.02</b>	destra / right
<b>106706.01</b>		<b>.02</b>	sinistra / left



GIUNTO LINEARE  
ELETTRIFICATO

ELECTRIFIED  
STRAIGHT JOINT

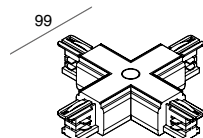
CODE	<input checked="" type="checkbox"/>
<b>106707.02</b>	



CHIUSURA TERMINALE

DEAD END

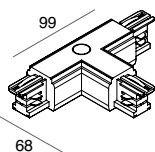
CODE	<input type="checkbox"/>	<input checked="" type="checkbox"/>
<b>106708.01</b>		<b>.02</b>



GIUNTO a X  
alimentabile

X-feed JOINT

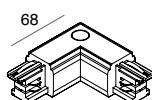
CODE	<input type="checkbox"/>	<input checked="" type="checkbox"/>
<b>106709.01</b>		<b>.02</b>



GIUNTO a T  
alimentabile

T-feed JOINT

CODE	<input type="checkbox"/>	<input checked="" type="checkbox"/>	VERSION
<b>106710.01</b>		<b>.02</b>	interno sinistro / inside left
<b>106711.01</b>		<b>.02</b>	interno destro / inside right
<b>106712.01</b>		<b>.02</b>	esterno sinistro / outside left
<b>106713.01</b>		<b>.02</b>	esterno destro / outside right

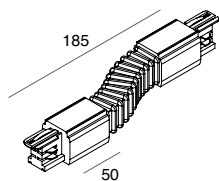


GIUNTO a L  
alimentabile

L-feed JOINT

CODE	<input type="checkbox"/>	<input checked="" type="checkbox"/>	VERSION
<b>106714.01</b>		<b>.02</b>	interno / inside
<b>106715.01</b>		<b>.02</b>	esterno / outside

**ACCESSORI  
ACCESSORIES**



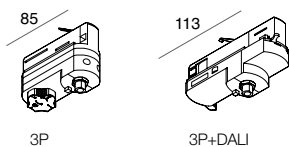
GIUNTO FLESSIBILE ALIMENTABILE  
FLEXIBLE FEED JOINT

CODE    
**106716.01 .02**



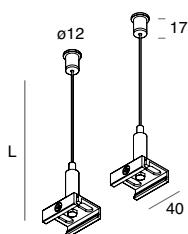
STAFFA DI FISSAGGIO  
A PLAFONE (1 pz.)  
BRACKET FOR CEILING  
MOUNTING (1 pc)

CODE    
**106717.01 .02**



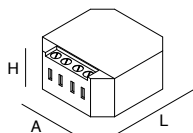
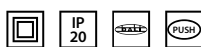
ADATTATORE MECCANICO/ELETTRICO  
NON CABLATO 6A (1 pz.)  
carico massimo 10 kg  
MECHANICAL/ELECTRIC  
NOT WIRED ADAPTOR 6A (1 pc)  
maximum load 10 kg

CODE   VERSION  
**106718.01 .02** 3P  
**106719.01 .02** 3P+DALI



KIT DI SOSPENSIONE (2 pz.)  
SUSPENSION KIT (2 pcs)

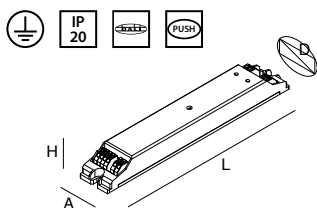
CODE   L (mm)  
**106721.01 .02** 3000



PULSANTE DIGITALE DALI PCU  
Vedere sezione Gestione Luce  
per ulteriori specifiche.

DIGITAL DALI PCU BUTTON  
See Light Management section  
for further specifications.

CODE    
**18908.99** A (mm) H (mm) L (mm)  
48 22 48



DALI REPEATER  
Amplificatore per sistema DALI.  
Vedere sezione Gestione Luce  
per ulteriori specifiche.

DALI REPEATER  
Amplifier for DALI system.  
See Light Management section  
for further specifications.

CODE    
**18906.99** A (mm) D (mm) H (mm) L (mm)  
30 37 21 189

**ALL-TRACK**

Polarità  
Polarity

Vista dall'alto  
Top view

